

APPLICATION FOR EXEMPTION FROM AUDIT

LONG FORM

NAME OF GOVERNMENT
ADDRESS

Town of Wiley
PO Box 519
Wiley, CO 81092

For the Year Ended
12/31/2020
or fiscal year ended:

CONTACT PERSON
PHONE
EMAIL
FAX

Debbie Dillon
719-829-4974
wileytown@centurytel.net

CERTIFICATION OF PREPARER

I certify that I am an independent accountant with knowledge of governmental accounting and that the information in the Application is complete and accurate to the best of my knowledge. I am aware that the Audit Law requires that a person independent of the entity complete the application if revenues or expenditure are at least \$100,000 but not more than \$750,000, and that independent means someone who is separate from the entity.

NAME:
TITLE
FIRM NAME (if applicable)
ADDRESS
PHONE
DATE PREPARED
RELATIONSHIP TO ENTITY

Amanda L Brown
Certified Public Accountant
Amana L Brown CPA
PO Box 405 Eads, CO 81036
719-438-5445
3/6/2021
Independent Certified Public Accountant

PREPARER (SIGNATURE REQUIRED)

Amanda L Brown

Has the entity filed for, or has the district filed, a Title 32, Article 1 Special District Notice of Inactive Status during the year? [Applicable to Title 32 special districts only, pursuant to Sections 32-1-103 (9.3) and 32-1-104 (3), C.R.S.]

YES	NO	If Yes, date filed:
<input type="checkbox"/>	<input checked="" type="checkbox"/>	

PART 1 - FINANCIAL STATEMENTS - BALANCE SHEET

* Indicate Name of Fund

NOTE: Attach additional sheets as necessary.

Line #	Description	Governmental Funds		Description	Proprietary/Fiduciary Funds		Please use this space to provide explanation of any items on this page
		General Fund*	Community Ctr Fund*		Utility Fund*	Recreation Fund*	
Assets				Assets			
1-1	Cash & Cash Equivalents	\$ 78,749	\$ 13,850	Cash & Cash Equivalents	\$ 80,452	\$ 8,907	
1-2	Investments	\$ -	\$ 12,928	Investments	\$ -	\$ -	
1-3	Receivables	\$ 73,511	\$ -	Receivables	\$ 22,072	\$ -	
1-4	Due from Other Entities or Funds	\$ 41,503	\$ -	Due from Other Entities or Funds	\$ -	\$ -	
	All Other Assets [specify...]			Other Current Assets	\$ 4,817	\$ -	
1-5	Prepaid Expense & Deposit	\$ 527	\$ -				
1-6	Restricted Cash - Emergency Reserve	\$ 7,404	\$ -				
1-7		\$ -	\$ -				
1-8		\$ -	\$ -				
1-9		\$ -	\$ -				
1-10		\$ -	\$ -				
1-11	(add lines 1-1 through 1-10) TOTAL ASSETS	\$ 201,694	\$ 26,778	(add lines 1-1 through 1-10) TOTAL ASSETS	\$ 1,776,050	\$ 8,907	
1-12	TOTAL DEFERRED OUTFLOWS OF RESOURCES	\$ -	\$ -	TOTAL DEFERRED OUTFLOWS OF RESOURCES	\$ -	\$ -	
1-13	TOTAL ASSETS AND DEFERRED OUTFLOWS	\$ 201,694	\$ 26,778	TOTAL ASSETS AND DEFERRED OUTFLOWS	\$ 1,776,050	\$ 8,907	
Liabilities				Liabilities			
1-14	Accounts Payable	\$ 2,480	\$ 322	Accounts Payable	\$ 4,249	\$ -	
1-15	Accrued Payroll and Related Liabilities	\$ -	\$ -	Accrued Payroll and Related Liabilities	\$ 3,270	\$ -	
1-16	Accrued Interest Payable	\$ -	\$ -	Accrued Interest Payable	\$ 6,617	\$ -	
1-17	Due to Other Entities or Funds	\$ -	\$ -	Due to Other Entities or Funds	\$ 47,072	\$ -	
1-18	All Other Current Liabilities	\$ -	\$ -	All Other Current Liabilities	\$ 9,715	\$ -	
1-19	TOTAL CURRENT LIABILITIES	\$ 2,480	\$ 322	TOTAL CURRENT LIABILITIES	\$ 70,923	\$ -	
1-20	All Other Liabilities [specify...]	\$ -	\$ -	Proprietary Debt Outstanding (from Part 4-4)	\$ 322,020	\$ -	
1-21		\$ -	\$ -	Other Liabilities [specify...]:	\$ -	\$ -	
1-22		\$ -	\$ -		\$ -	\$ -	
1-23		\$ -	\$ -		\$ -	\$ -	
1-24		\$ -	\$ -		\$ -	\$ -	
1-25		\$ -	\$ -		\$ -	\$ -	
1-26		\$ -	\$ -		\$ -	\$ -	
1-27		\$ -	\$ -		\$ -	\$ -	
1-28	(add lines 1-19 through 1-27) TOTAL LIABILITIES	\$ 2,480	\$ 322	(add lines 1-19 through 1-27) TOTAL LIABILITIES	\$ 392,943	\$ -	
1-29	TOTAL DEFERRED INFLOWS OF RESOURCES	\$ 61,604	\$ -	TOTAL DEFERRED INFLOWS OF RESOURCES	\$ -	\$ -	
Fund Balance				Net Position			
1-30	Nonspendable Prepaid	\$ 527	\$ -	Net Investment in Capital Assets	\$ 1,326,074	\$ -	
1-31	Nonspendable Inventory	\$ -	\$ -				
1-32	Restricted TABOR Emergency Reserve	\$ 7,404	\$ -	Emergency Reserves	\$ -	\$ -	
1-33	Committed [specify...]	\$ -	\$ -	Other Designations/Reserves	\$ -	\$ -	
1-34	Assigned Community Center	\$ -	\$ 26,456	Restricted	\$ -	\$ -	
1-35	Unassigned:	\$ 129,679	\$ -	Undesignated/Unreserved/Unrestricted	\$ 57,033	\$ 8,907	
1-36	Add lines 1-30 through 1-35 This total should be the same as line 3-33 TOTAL FUND BALANCE	\$ 137,610	\$ 26,456	Add lines 1-30 through 1-35 This total should be the same as line 3-33 TOTAL NET POSITION	\$ 1,383,107	\$ 8,907	
1-37	Add lines 1-28, 1-29 and 1-36 This total should be the same as line 1-13 TOTAL LIABILITIES, DEFERRED INFLOWS, AND FUND BALANCE	\$ 201,694	\$ 26,778	Add lines 1-28, 1-29 and 1-36 This total should be the same as line 1-13 TOTAL LIABILITIES, DEFERRED INFLOWS, AND NET POSITION	\$ 1,776,050	\$ 8,907	

PART 1 - FINANCIAL STATEMENTS - BALANCE SHEET

* Indicate Name of Fund

NOTE: Attach additional sheets as necessary.

Line #	Description	Governmental Funds		Description	Proprietary/Fiduciary Funds		Please use this space to provide explanation of any items on this page
		Cons. Trust Fund*	Fund*		Fund*	Fund*	
Assets				Assets			
1-1	Cash & Cash Equivalents	\$ 25,796	\$ -	Cash & Cash Equivalents	\$ -	\$ -	
1-2	Investments	\$ -	\$ -	Investments	\$ -	\$ -	
1-3	Receivables	\$ -	\$ -	Receivables	\$ -	\$ -	
1-4	Due from Other Entities or Funds	\$ -	\$ -	Due from Other Entities or Funds	\$ -	\$ -	
	All Other Assets [specify...]			Other Current Assets	\$ -	\$ -	
1-5		\$ -	\$ -				
1-6		\$ -	\$ -	Capital Assets, net (from Part 6-4)	\$ -	\$ -	
1-7		\$ -	\$ -	Other Long Term Assets [specify...]	\$ -	\$ -	
1-8		\$ -	\$ -		\$ -	\$ -	
1-9		\$ -	\$ -		\$ -	\$ -	
1-10		\$ -	\$ -		\$ -	\$ -	
1-11	(add lines 1-1 through 1-10) TOTAL ASSETS	\$ 25,796	\$ -	(add lines 1-1 through 1-10) TOTAL ASSETS	\$ -	\$ -	
1-12	TOTAL DEFERRED OUTFLOWS OF RESOURCES	\$ -	\$ -	TOTAL DEFERRED OUTFLOWS OF RESOURCES	\$ -	\$ -	
1-13	TOTAL ASSETS AND DEFERRED OUTFLOWS	\$ 25,796	\$ -	TOTAL ASSETS AND DEFERRED OUTFLOWS	\$ -	\$ -	
Liabilities				Liabilities			
1-14	Accounts Payable	\$ -	\$ -	Accounts Payable	\$ -	\$ -	
1-15	Accrued Payroll and Related Liabilities	\$ -	\$ -	Accrued Payroll and Related Liabilities	\$ -	\$ -	
1-16	Accrued Interest Payable	\$ -	\$ -	Accrued Interest Payable	\$ -	\$ -	
1-17	Due to Other Entities or Funds	\$ -	\$ -	Due to Other Entities or Funds	\$ -	\$ -	
1-18	All Other Current Liabilities	\$ -	\$ -	All Other Current Liabilities	\$ -	\$ -	
1-19	TOTAL CURRENT LIABILITIES	\$ -	\$ -	TOTAL CURRENT LIABILITIES	\$ -	\$ -	
1-20	All Other Liabilities [specify...]	\$ -	\$ -	Proprietary Debt Outstanding (from Part 4-4)	\$ -	\$ -	
1-21		\$ -	\$ -	Other Liabilities [specify...]:	\$ -	\$ -	
1-22		\$ -	\$ -		\$ -	\$ -	
1-23		\$ -	\$ -		\$ -	\$ -	
1-24		\$ -	\$ -		\$ -	\$ -	
1-25		\$ -	\$ -		\$ -	\$ -	
1-26		\$ -	\$ -		\$ -	\$ -	
1-27		\$ -	\$ -		\$ -	\$ -	
1-28	(add lines 1-19 through 1-27) TOTAL LIABILITIES	\$ -	\$ -	(add lines 1-19 through 1-27) TOTAL LIABILITIES	\$ -	\$ -	
1-29	TOTAL DEFERRED INFLOWS OF RESOURCES	\$ -	\$ -	TOTAL DEFERRED INFLOWS OF RESOURCES	\$ -	\$ -	
Fund Balance				Net Position			
1-30	Nonspendable Prepaid	\$ -	\$ -	Net Investment in Capital Assets	\$ -	\$ -	
1-31	Nonspendable Inventory	\$ -	\$ -				
1-32	Restricted Culture & Rec	\$ 25,796	\$ -	Emergency Reserves	\$ -	\$ -	
1-33	Committed [specify...]	\$ -	\$ -	Other Designations/Reserves	\$ -	\$ -	
1-34	Assigned [specify...]	\$ -	\$ -	Restricted	\$ -	\$ -	
1-35	Unassigned:	\$ -	\$ -	Undesignated/Unreserved/Unrestricted	\$ -	\$ -	
1-36	Add lines 1-30 through 1-35 This total should be the same as line 3-33 TOTAL FUND BALANCE	\$ 25,796	\$ -	Add lines 1-30 through 1-35 This total should be the same as line 3-33 TOTAL NET POSITION	\$ -	\$ -	
1-37	Add lines 1-28, 1-29 and 1-36 This total should be the same as line 1-13 TOTAL LIABILITIES, DEFERRED INFLOWS, AND FUND BALANCE	\$ 25,796	\$ -	Add lines 1-28, 1-29 and 1-36 This total should be the same as line 1-13 TOTAL LIABILITIES, DEFERRED INFLOWS, AND NET POSITION	\$ -	\$ -	

PART 2 - FINANCIAL STATEMENTS - OPERATING STATEMENT - REVENUES

Line #	Description	Governmental Funds		Description	Proprietary/Fiduciary Funds		Please use this space to provide explanation of any items on this page
		General Fund*	Community Ctr Fund*		Utility Fund*	Recreation Fund*	
Tax Revenue				Tax Revenue			
2-1	Property [include mills levied in Question 10-6]	\$ 60,214	\$ -	Property [include mills levied in Question 10-6]	\$ -	\$ -	
2-2	Specific Ownership	\$ 11,461	\$ -	Specific Ownership	\$ -	\$ -	
2-3	Sales and Use Tax	\$ 23,112	\$ -	Sales and Use Tax	\$ -	\$ -	
2-4	Other Tax Revenue Tax interest	\$ 501	\$ -	Other Tax Revenue [specify...]:	\$ -	\$ -	
2-5	Franchise Fees	\$ 6,721	\$ -		\$ -	\$ -	
2-6	Severance & Cigarette Tax	\$ 583	\$ -		\$ -	\$ -	
2-7	Mineral Lease	\$ 185	\$ -		\$ -	\$ -	
2-8	Add lines 2-1 through 2-7 TOTAL TAX REVENUE	\$ 102,777	\$ -	Add lines 2-1 through 2-7 TOTAL TAX REVENUE	\$ -	\$ -	
2-9	Licenses and Permits	\$ -	\$ -	Licenses and Permits	\$ -	\$ -	
2-10	Highway Users Tax Funds (HUTF)	\$ 14,075	\$ -	Highway Users Tax Funds (HUTF)	\$ -	\$ -	
2-11	Conservation Trust Funds (Lottery)	\$ -	\$ -	Conservation Trust Funds (Lottery)	\$ -	\$ -	
2-12	Community Development Block Grant	\$ -	\$ -	Community Development Block Grant	\$ -	\$ -	
2-13	Fire & Police Pension	\$ -	\$ -	Fire & Police Pension	\$ -	\$ -	
2-14	Grants	\$ -	\$ -	Grants	\$ -	\$ -	
2-15	Donations	\$ 721	\$ 1,000	Donations		\$ 5,074	
2-16	Charges for Sales and Services	\$ 15,631	\$ 1,480	Charges for Sales and Services	\$ 210,364	\$ 1,205	
2-17	Rental Income	\$ 6,151	\$ -	Rental Income	\$ -	\$ -	
2-18	Fines and Forfeits	\$ 5,652	\$ -	Fines and Forfeits	\$ -	\$ -	
2-19	Interest/Investment Income	\$ 59	\$ 125	Interest/Investment Income	\$ 142	\$ 2	
2-20	Tap Fees	\$ -	\$ -	Tap Fees	\$ -	\$ -	
2-21	Proceeds from Sale of Capital Assets	\$ -	\$ -	Proceeds from Sale of Capital Assets	\$ -	\$ -	
2-22	All Other Prowers County	\$ 1,903	\$ 3,500	All Other [specify...]:	\$ -	\$ -	
2-23	Misc	\$ 414	\$ -		\$ -	\$ -	
2-24	Add lines 2-8 through 2-23 TOTAL REVENUES	\$ 147,383	\$ 6,105	Add lines 2-8 through 2-23 TOTAL REVENUES	\$ 210,506	\$ 6,281	
Other Financing Sources				Other Financing Sources			
2-25	Debt Proceeds	\$ -	\$ -	Debt Proceeds	\$ -	\$ -	
2-26	Developer Advances	\$ -	\$ -	Developer Advances	\$ -	\$ -	
2-27	Other [specify...]:	\$ -	\$ -	Other [specify...]:	\$ -	\$ -	
2-28	Add lines 2-25 through 2-27 TOTAL OTHER FINANCING SOURCES	\$ -	\$ -	Add lines 2-25 through 2-27 TOTAL OTHER FINANCING SOURCES	\$ -	\$ -	
2-29	Add lines 2-24 and 2-28 TOTAL REVENUES AND OTHER FINANCING SOURCES	\$ 147,383	\$ 6,105	Add lines 2-24 and 2-28 TOTAL REVENUES AND OTHER FINANCING SOURCES	\$ 210,506	\$ 6,281	GRAND TOTALS
							\$ 370,275

IF GRAND TOTAL REVENUES AND OTHER FINANCING SOURCES for all funds (Line 2-29) are GREATER than \$750,000 -STOP. You may not use this form. An audit may be required. See Section 29-1-604, C.R.S., or contact the OSA Local Government Division at (303) 869-3000 for assistance.

PART 2 - FINANCIAL STATEMENTS - OPERATING STATEMENT - REVENUES

Line #	Description	Governmental Funds		Description	Proprietary/Fiduciary Funds		Please use this space to provide explanation of any items on this page
		Cons. Trust Fund*	Fund*		Fund*	Fund*	
Tax Revenue				Tax Revenue			
2-1	Property [include mills levied in Question 10-6]	\$ -	\$ -	Property [include mills levied in Question 10-6]	\$ -	\$ -	
2-2	Specific Ownership	\$ -	\$ -	Specific Ownership	\$ -	\$ -	
2-3	Sales and Use Tax	\$ -	\$ -	Sales and Use Tax	\$ -	\$ -	
2-4	Other Tax Revenue [specify...]:	\$ -	\$ -	Other Tax Revenue [specify...]:	\$ -	\$ -	
2-5		\$ -	\$ -		\$ -	\$ -	
2-6		\$ -	\$ -		\$ -	\$ -	
2-7		\$ -	\$ -		\$ -	\$ -	
2-8	Add lines 2-1 through 2-7 TOTAL TAX REVENUE	\$ -	\$ -	Add lines 2-1 through 2-7 TOTAL TAX REVENUE	\$ -	\$ -	
2-9	Licenses and Permits	\$ -	\$ -	Licenses and Permits	\$ -	\$ -	
2-10	Highway Users Tax Funds (HUTF)	\$ -	\$ -	Highway Users Tax Funds (HUTF)	\$ -	\$ -	
2-11	Conservation Trust Funds (Lottery)	\$ 4,048	\$ -	Conservation Trust Funds (Lottery)	\$ -	\$ -	
2-12	Community Development Block Grant	\$ -	\$ -	Community Development Block Grant	\$ -	\$ -	
2-13	Fire & Police Pension	\$ -	\$ -	Fire & Police Pension	\$ -	\$ -	
2-14	Grants	\$ -	\$ -	Grants	\$ -	\$ -	
2-15	Donations	\$ -	\$ -	Donations	\$ -	\$ -	
2-16	Charges for Sales and Services	\$ -	\$ -	Charges for Sales and Services	\$ -	\$ -	
2-17	Rental Income	\$ -	\$ -	Rental Income	\$ -	\$ -	
2-18	Fines and Forfeits	\$ -	\$ -	Fines and Forfeits	\$ -	\$ -	
2-19	Interest/Investment Income	\$ 16	\$ -	Interest/Investment Income	\$ -	\$ -	
2-20	Tap Fees	\$ -	\$ -	Tap Fees	\$ -	\$ -	
2-21	Proceeds from Sale of Capital Assets	\$ -	\$ -	Proceeds from Sale of Capital Assets	\$ -	\$ -	
2-22	All Other [specify...]:	\$ -	\$ -	All Other [specify...]:	\$ -	\$ -	
2-23		\$ -	\$ -		\$ -	\$ -	
2-24	Add lines 2-8 through 2-23 TOTAL REVENUES	\$ 4,064	\$ -	Add lines 2-8 through 2-23 TOTAL REVENUES	\$ -	\$ -	
Other Financing Sources				Other Financing Sources			
2-25	Debt Proceeds	\$ -	\$ -	Debt Proceeds	\$ -	\$ -	
2-26	Developer Advances	\$ -	\$ -	Developer Advances	\$ -	\$ -	
2-27	Other [specify...]:	\$ -	\$ -	Other [specify...]:	\$ -	\$ -	
2-28	Add lines 2-25 through 2-27 TOTAL OTHER FINANCING SOURCES	\$ -	\$ -	Add lines 2-25 through 2-27 TOTAL OTHER FINANCING SOURCES	\$ -	\$ -	GRAND TOTALS
2-29	Add lines 2-24 and 2-28 TOTAL REVENUES AND OTHER FINANCING SOURCES	\$ 4,064	\$ -	Add lines 2-24 and 2-28 TOTAL REVENUES AND OTHER FINANCING SOURCES	\$ -	\$ -	\$ 4,064

IF GRAND TOTAL REVENUES AND OTHER FINANCING SOURCES for all funds (Line 2-29) are GREATER than \$750,000 -STOP. You may not use this form. An audit may be required. See Section 29-1-604, C.R.S., or contact the OSA Local Government Division at (303) 869-3000 for assistance.

PART 3 - FINANCIAL STATEMENTS - OPERATING STATEMENT - EXPENDITURES/EXPENSES

Line #	Description	Governmental Funds		Description	Proprietary/Fiduciary Funds		Please use this space to provide explanation of any items on this page
		General Fund*	Community Ctr Fund*		Utility Fund*	Recreation Fund*	
	Expenditures			Expenses			
3-1	General Government	\$ 51,090	\$ 7,722	General Operating & Administrative	\$ 6,900	\$ 1,275	
3-2	Judicial	\$ -	\$ -	Salaries	\$ 76,775	\$ -	
3-3	Law Enforcement	\$ -	\$ -	Payroll Taxes	\$ 5,574	\$ -	
3-4	Fire	\$ -	\$ -	Contract Services	\$ 27,181	\$ -	
3-5	Highways & Streets	\$ 38,665	\$ -	Employee Benefits	\$ 12,020	\$ -	
3-6	Solid Waste	\$ -	\$ -	Insurance	\$ 11,140	\$ -	
3-7	Contributions to Fire & Police Pension Assoc.	\$ -	\$ -	Accounting and Legal Fees	\$ 783	\$ -	
3-8	Health	\$ -	\$ -	Repair and Maintenance	\$ 22,213	\$ -	
3-9	Culture and Recreation	\$ 4,211	\$ -	Supplies	\$ 5,961	\$ 2,472	
3-10	Transfers to other districts	\$ -	\$ -	Utilities	\$ 12,421	\$ -	
3-11	Other [specify...]:	\$ -	\$ -	Contributions to Fire & Police Pension Assoc.	\$ -	\$ -	
3-12		\$ -	\$ -	Other [specify...]	\$ -	\$ -	
3-13		\$ -	\$ -		\$ -	\$ -	
3-14	Capital Outlay	\$ -	\$ -	Capital Outlay	\$ -	\$ -	
	Debt Service			Debt Service			
3-15	Principal	\$ -	\$ -	Principal	\$ 17,779	\$ -	
3-16	Interest	\$ -	\$ -	Interest	\$ 13,801	\$ -	
3-17	Bond Issuance Costs	\$ -	\$ -	Bond Issuance Costs	\$ -	\$ -	
3-18	Developer Principal Repayments	\$ -	\$ -	Developer Principal Repayments	\$ -	\$ -	
3-19	Developer Interest Repayments	\$ -	\$ -	Developer Interest Repayments	\$ -	\$ -	
3-20	All Other [specify...]:	\$ -	\$ -	All Other [specify...]:	\$ -	\$ -	
3-21		\$ -	\$ -		\$ -	\$ -	
3-22	Add lines 3-1 through 3-21 TOTAL EXPENDITURES	\$ 93,966	\$ 7,722	Add lines 3-1 through 3-21 TOTAL EXPENSES	\$ 212,548	\$ 3,747	GRAND TOTAL \$ 317,983
3-23	Interfund Transfers (In)	\$ -	\$ -	Net Interfund Transfers (In) Out	\$ -	\$ -	
3-24	Interfund Transfers Out	\$ -	\$ -	Other [specify...][enter negative for expense]	\$ -	\$ -	
3-25	Other Expenditures (Revenues):	\$ -	\$ -	Depreciation	\$ 67,473	\$ -	
3-26		\$ -	\$ -	Other Financing Sources (Uses) (from line 2-28)	\$ -	\$ -	
3-27		\$ -	\$ -	Capital Outlay (from line 3-14)	\$ -	\$ -	
3-28		\$ -	\$ -	Debt Principal (from line 3-15, 3-18)	\$ 17,779	\$ -	
3-29	(Add lines 3-23 through 3-28) TOTAL TRANSFERS AND OTHER EXPENDITURES	\$ -	\$ -	(Line 3-26, plus line 3-27, less line 3-24, less line 3-25) TOTAL GAAP RECONCILING ITEMS	\$ (49,694)	\$ -	
3-30	Excess (Deficiency) of Revenues and Other Financing Sources Over (Under) Expenditures Line 2-29, less line 3-22, plus line 3-29	\$ 53,417	\$ (1,617)	Net Increase (Decrease) in Net Position Line 2-29, less line 3-22, plus line 3-29, plus line 3-23, less line 3-24	\$ (51,736)	\$ 2,534	
3-31	Fund Balance, January 1 from December 31 prior year report	\$ 84,193	\$ 28,073	Net Position, January 1 from December 31 prior year report	\$ 1,434,843	\$ 6,373	
3-32	Prior Period Adjustment (MUST explain)	\$ -	\$ -	Prior Period Adjustment (MUST explain)	\$ -	\$ -	
3-33	Fund Balance, December 31 Sum of Line 3-30, 3-31, and 3-32 This total should be the same as line 1-36.	\$ 137,610	\$ 26,456	Net Position, December 31 Line 3-30 plus line 3-31 This total should be the same as line 1-36.	\$ 1,383,107	\$ 8,907	

IF GRAND TOTAL EXPENDITURES for all funds (Line 3-22) are GREATER than \$750,000 - STOP. You may not use this form. An audit may be required. See Section 29-1-604, C.R.S., or contact the OSA Local Government Division at (303) 869-3000 for assistance.

PART 3 - FINANCIAL STATEMENTS - OPERATING STATEMENT - EXPENDITURES/EXPENSES

Line #	Description	Governmental Funds		Description	Proprietary/Fiduciary Funds		Please use this space to provide explanation of any items on this page
		Cons. Trust Fund*	Fund*		Fund*	Fund*	
	Expenditures			Expenses			
3-1	General Government	\$ -	\$ -	General Operating & Administrative	\$ -	\$ -	
3-2	Judicial	\$ -	\$ -	Salaries	\$ -	\$ -	
3-3	Law Enforcement	\$ -	\$ -	Payroll Taxes	\$ -	\$ -	
3-4	Fire	\$ -	\$ -	Contract Services	\$ -	\$ -	
3-5	Highways & Streets	\$ -	\$ -	Employee Benefits	\$ -	\$ -	
3-6	Solid Waste	\$ -	\$ -	Insurance	\$ -	\$ -	
3-7	Contributions to Fire & Police Pension Assoc.	\$ -	\$ -	Accounting and Legal Fees	\$ -	\$ -	
3-8	Health	\$ -	\$ -	Repair and Maintenance	\$ -	\$ -	
3-9	Culture and Recreation	\$ 475	\$ -	Supplies	\$ -	\$ -	
3-10	Transfers to other districts	\$ -	\$ -	Utilities	\$ -	\$ -	
3-11	Other [specify...]:	\$ -	\$ -	Contributions to Fire & Police Pension Assoc.	\$ -	\$ -	
3-12		\$ -	\$ -	Other [specify...]	\$ -	\$ -	
3-13		\$ -	\$ -		\$ -	\$ -	
3-14	Capital Outlay	\$ -	\$ -	Capital Outlay	\$ -	\$ -	
	Debt Service			Debt Service			
3-15	Principal	\$ -	\$ -	Principal	\$ -	\$ -	
3-16	Interest	\$ -	\$ -	Interest	\$ -	\$ -	
3-17	Bond Issuance Costs	\$ -	\$ -	Bond Issuance Costs	\$ -	\$ -	
3-18	Developer Principal Repayments	\$ -	\$ -	Developer Principal Repayments	\$ -	\$ -	
3-19	Developer Interest Repayments	\$ -	\$ -	Developer Interest Repayments	\$ -	\$ -	
3-20	All Other [specify...]:	\$ -	\$ -	All Other [specify...]:	\$ -	\$ -	
3-21		\$ -	\$ -		\$ -	\$ -	
3-22	Add lines 3-1 through 3-21 TOTAL EXPENDITURES	\$ 475	\$ -	Add lines 3-1 through 3-21 TOTAL EXPENSES	\$ -	\$ -	GRAND TOTAL
3-23	Interfund Transfers (In)	\$ -	\$ -	Net Interfund Transfers (In) Out	\$ -	\$ -	
3-24	Interfund Transfers Out	\$ -	\$ -	Other [specify...][enter negative for expense]	\$ -	\$ -	
3-25	Other Expenditures (Revenues):	\$ -	\$ -	Depreciation	\$ -	\$ -	
3-26		\$ -	\$ -	Other Financing Sources (Uses) (from line 2-28)	\$ -	\$ -	
3-27		\$ -	\$ -	Capital Outlay (from line 3-14)	\$ -	\$ -	
3-28		\$ -	\$ -	Debt Principal (from line 3-15, 3-18)	\$ -	\$ -	
3-29	(Add lines 3-23 through 3-28) TOTAL TRANSFERS AND OTHER EXPENDITURES	\$ -	\$ -	(Line 3-26, plus line 3-27, less line 3-24, less line 3-25) TOTAL GAAP RECONCILING ITEMS	\$ -	\$ -	
3-30	Excess (Deficiency) of Revenues and Other Financing Sources Over (Under) Expenditures Line 2-29, less line 3-22, plus line 3-29	\$ 3,589	\$ -	Net Increase (Decrease) in Net Position Line 2-29, less line 3-22, plus line 3-29, plus line 3-23, less line 3-24	\$ -	\$ -	
3-31	Fund Balance, January 1 from December 31 prior year report	\$ 22,207	\$ -	Net Position, January 1 from December 31 prior year report	\$ -	\$ -	
3-32	Prior Period Adjustment (MUST explain)	\$ -	\$ -	Prior Period Adjustment (MUST explain)	\$ -	\$ -	
3-33	Fund Balance, December 31 Sum of Line 3-30, 3-31, and 3-32 This total should be the same as line 1-36.	\$ 25,796	\$ -	Net Position, December 31 Line 3-30 plus line 3-31 This total should be the same as line 1-36.	\$ -	\$ -	

IF GRAND TOTAL EXPENDITURES for all funds (Line 3-22) are GREATER than \$750,000 - STOP. You may not use this form. An audit may be required. See Section 29-1-604, C.R.S., or contact the OSA Local Government Division at (303) 869-3000 for assistance.

PART 4 - DEBT OUTSTANDING, ISSUED, AND RETIRED

Please answer the following questions by marking the appropriate boxes.

YES NO

Please use this space to provide any explanations or comments:

- 4-1 Does the entity have outstanding debt? YES NO
- 4-2 Is the debt repayment schedule attached? If no, MUST explain: YES NO
- 4-3 Is the entity current in its debt service payments? If no, MUST explain: YES NO

4-4 Please complete the following debt schedule, if applicable: (please only include principal amounts)

	Outstanding at beginning of year*	Issued during year	Retired during year	Outstanding at year-end
General obligation bonds	\$ -	\$ -	\$ -	\$ -
Revenue bonds	\$ -	\$ -	\$ -	\$ -
Notes/Loans	\$ 339,799	\$ -	\$ 17,779	\$ 322,020
Leases	\$ -	\$ -	\$ -	\$ -
Developer Advances	\$ -	\$ -	\$ -	\$ -
Other (specify):	\$ -	\$ -	\$ -	\$ -
TOTAL	\$ 339,799	\$ -	\$ 17,779	\$ 322,020

*must agree to prior year ending balance

Please answer the following questions by marking the appropriate boxes.

YES NO

- 4-5 Does the entity have any authorized, but unissued, debt? YES NO
- How much? N/A
- Date the debt was authorized: N/A
- 4-6 Does the entity intend to issue debt within the next calendar year? YES NO
- How much? N/A
- 4-7 Does the entity have debt that has been refinanced that it is still responsible for? YES NO
- What is the amount outstanding? N/A
- 4-8 Does the entity have any lease agreements? YES NO
- What is being leased? N/A
- What is the original date of the lease? N/A
- Number of years of lease? N/A
- Is the lease subject to annual appropriation? YES NO
- What are the annual lease payments? N/A

PART 5 - CASH AND INVESTMENTS

Please provide the entity's cash deposit and investment balances.

AMOUNT TOTAL

Please use this space to provide any explanations or comments:

5-1 YEAR-END Total of ALL Checking and Savings accounts	\$ 235,773		
5-2 Certificates of deposit	\$ 12,928		
TOTAL CASH DEPOSITS		\$ 248,701	

Investments (if investment is a mutual fund, please list underlying investments):

	\$ -		
	\$ -		
5-3	\$ -		
	\$ -		
TOTAL INVESTMENTS		\$ -	
TOTAL CASH AND INVESTMENTS		\$ 248,701	

Please answer the following question by marking in the appropriate box

YES NO N/A

- 5-4 Are the entity's Investments legal in accordance with Section 24-75-601, et. seq., C.R.S.? YES NO N/A
- 5-5 Are the entity's deposits in an eligible (Public Deposit Protection Act) public depository (Section 11-10.5-101, et seq. C.R.S.)? If no, MUST explain: YES NO N/A

PART 6 - CAPITAL ASSETS

Please answer the following question by marking in the appropriate box YES NO Please use this space to provide any explanations or comments:

- 6-1 Does the entity have capitalized assets? YES NO
- 6-2 Has the entity performed an annual inventory of capital assets in accordance with Section 29-1-506, C.R.S.? If no, MUST explain: YES NO

6-3 Complete the following Capital Assets table for GOVERNMENTAL FUNDS:

	Balance - beginning of the year*	Additions	Deletions	Year-End Balance
Land	\$ 106,070	\$ -	\$ -	\$ 106,070
Buildings	\$ 439,856	\$ -	\$ -	\$ 439,856
Machinery and equipment	\$ 100,821	\$ -	\$ -	\$ 100,821
Furniture and fixtures	\$ -	\$ -	\$ -	\$ -
Infrastructure	\$ 310,391	\$ -	\$ -	\$ 310,391
Construction In Progress (CIP)	\$ -	\$ -	\$ -	\$ -
Other (explain):	\$ -	\$ -	\$ -	\$ -
Accumulated Depreciation (Enter a negative, or credit, balance)	\$ (565,809)	\$ (32,385)	\$ -	\$ (598,194)
TOTAL	\$ 391,329	\$ (32,385)	\$ -	\$ 358,944

6-4 Complete the following Capital Assets table for PROPRIETARY FUNDS:

	Balance - beginning of the year*	Additions	Deletions	Year-End Balance
Land	\$ -	\$ -	\$ -	\$ -
Buildings	\$ -	\$ -	\$ -	\$ -
Machinery and equipment	\$ 164,802	\$ -	\$ -	\$ 164,802
Furniture and fixtures	\$ -	\$ -	\$ -	\$ -
Infrastructure	\$ -	\$ -	\$ -	\$ -
Construction In Progress (CIP)	\$ -	\$ -	\$ -	\$ -
Other (explain): Water system & Water Equip	\$ 2,570,173	\$ -	\$ -	\$ 2,570,173
Accumulated Depreciation (Enter a negative, or credit, balance)	\$ (1,019,408)	\$ (67,473)	\$ -	\$ (1,086,881)
TOTAL	\$ 1,715,567	\$ (67,473)	\$ -	\$ 1,648,094

*must agree to prior year ending balance

PART 7 - PENSION INFORMATION

Please answer the following question by marking in the appropriate box YES NO Please use this space to provide any explanations or comments:

- 7-1 Does the entity have an "old hire" firemen's pension plan? YES NO
- 7-2 Does the entity have a volunteer firemen's pension plan? YES NO

If yes: Who administers the plan?

Indicate the contributions from:

Tax (property, SO, sales, etc.):	N/A
State contribution amount:	N/A
Other (gifts, donations, etc.):	N/A
TOTAL	\$ -
What is the monthly benefit paid for 20 years of service per retiree as of Jan 1?	N/A

PART 8 - BUDGET INFORMATION

Please answer the following question by marking in the appropriate box		YES	NO	N/A	Please use this space to provide any explanations or comments:										
8-1	Did the entity file a current year budget with the Department of Local Affairs, in accordance with Section 29-1-113 C.R.S.? If no, MUST explain:	<input checked="" type="checkbox"/>	<input type="checkbox"/>	<input type="checkbox"/>	Conservation Trust Fund \$4,300										
8-2	Did the entity pass an appropriations resolution in accordance with Section 29-1-108 C.R.S.? If no, MUST explain:	<input checked="" type="checkbox"/>	<input type="checkbox"/>	<input type="checkbox"/>											
If yes: Please indicate the amount budgeted for each fund for the year reported															
<table border="1" style="width: 100%; border-collapse: collapse;"> <thead> <tr style="background-color: #cccccc;"> <th style="text-align: center;">Fund Name</th> <th style="text-align: center;">Budgeted Expenditures/Expenses</th> </tr> </thead> <tbody> <tr> <td>General Fund</td> <td style="text-align: right;">\$ 105,649</td> </tr> <tr> <td>Community Center Fund</td> <td style="text-align: right;">\$ 10,215</td> </tr> <tr> <td>Utility Fund</td> <td style="text-align: right;">\$ 224,772</td> </tr> <tr> <td>Recreation Fund</td> <td style="text-align: right;">\$ 15,825</td> </tr> </tbody> </table>		Fund Name	Budgeted Expenditures/Expenses	General Fund	\$ 105,649	Community Center Fund	\$ 10,215	Utility Fund	\$ 224,772	Recreation Fund	\$ 15,825				
Fund Name	Budgeted Expenditures/Expenses														
General Fund	\$ 105,649														
Community Center Fund	\$ 10,215														
Utility Fund	\$ 224,772														
Recreation Fund	\$ 15,825														

PART 9 - TAX PAYER'S BILL OF RIGHTS (TABOR)

Please answer the following question by marking in the appropriate box		YES	NO	Please use this space to provide any explanations or comments:
9-1	Is the entity in compliance with all the provisions of TABOR [State Constitution, Article X, Section 20(5)]? government from the 3 percent emergency reserve requirement. All governments should determine if they meet this	<input checked="" type="checkbox"/>	<input type="checkbox"/>	

PART 10 - GENERAL INFORMATION

Please answer the following question by marking in the appropriate box		YES	NO	Please use this space to provide any explanations or comments:					
10-1	Is this application for a newly formed governmental entity?	<input type="checkbox"/>	<input checked="" type="checkbox"/>						
If yes: Date of formation: <div style="border: 1px solid black; width: 150px; height: 30px; display: inline-block;"></div>									
10-2	Has the entity changed its name in the past or current year?	<input type="checkbox"/>	<input checked="" type="checkbox"/>						
If Yes: NEW name <div style="border: 1px solid black; width: 350px; height: 20px; display: inline-block;"></div>									
PRIOR name <div style="border: 1px solid black; width: 350px; height: 20px; display: inline-block;"></div>									
10-3	Is the entity a metropolitan district?	<input type="checkbox"/>	<input checked="" type="checkbox"/>						
10-4	Please indicate what services the entity provides: <div style="border: 1px solid black; padding: 2px;">Streets, Recreation, Water & Trash Services</div>	<input type="checkbox"/>	<input checked="" type="checkbox"/>						
10-5	Does the entity have an agreement with another government to provide services?	<input type="checkbox"/>	<input checked="" type="checkbox"/>						
If yes: List the name of the other governmental entity and the services provided: <div style="border: 1px solid black; width: 400px; height: 20px; display: inline-block;"></div>									
10-6	Does the entity have a certified mill levy?	<input checked="" type="checkbox"/>	<input type="checkbox"/>						
If yes: Please provide the number of <u>mills</u> levied for the year reported (do not enter \$ amounts):									
<table border="1" style="width: 100%; border-collapse: collapse;"> <tbody> <tr> <td style="width: 150px;">Bond Redemption mills</td> <td style="text-align: right;">0.000</td> </tr> <tr> <td>General/Other mills</td> <td style="text-align: right;">45.570</td> </tr> <tr> <td>Total mills</td> <td style="text-align: right;">45.570</td> </tr> </tbody> </table>		Bond Redemption mills	0.000	General/Other mills	45.570	Total mills	45.570		
Bond Redemption mills	0.000								
General/Other mills	45.570								
Total mills	45.570								

Please use this space to provide any additional explanations or comments not previously included:

OSA USE ONLY

Entity Wide:		General Fund		Governmental Funds		Notes
Unrestricted Cash & Investments	\$ 248,701	Unrestricted Fund Balan	\$ 129,679	Total Tax Revenue	\$ 102,777	
Current Liabilities	\$ 73,725	Total Fund Balance	\$ 137,610	Revenue Paying Debt Service	\$ -	
Deferred Inflow	\$ 61,604	PY Fund Balance	\$ 84,193	Total Revenue	\$ 153,488	
		Total Revenue	\$ 147,383	Total Debt Service Principal	\$ -	
		Total Expenditures	\$ 93,966	Total Debt Service Interest	\$ -	
		Interfund In	\$ -			
Governmental		Interfund Out	\$ -	Enterprise Funds		
Total Cash & Investments	\$ 105,527	- Proprietary		Net Position	\$ 1,392,014	
Transfers In	\$ -	- Current Assets	\$ 116,248	PY Net Position	\$ 1,441,216	
Transfers Out	\$ -	Deferred Outflow	\$ 60,214	- Government-Wide		
Property Tax	\$ -	- Current Liabilities	\$ -	Total Outstanding Debt	\$ 322,020	
Debt Service Principal	\$ -	Deferred Inflow	\$ 101,688	- Authorized but Unissued		N/A
Total Expenditures	\$ -	- Cash & Investments	\$ 89,359	Year Authorized		N/A
Total Developer Advances	\$ -	- Principal Expense	\$ 17,779			
Total Developer Repayments	\$ -					

PART 12 - GOVERNING BODY APPROVAL

Please answer the following question by marking in the appropriate box

YES

NO

12-1 If you plan to submit this form electronically, have you read the new Electronic Signature Policy?

Office of the State Auditor — Local Government Division - Exemption Form Electronic Signatures Policy and Procedures

Policy - Requirements

The Office of the State Auditor Local Government Audit Division may accept an electronic submission of an application for exemption from audit that includes governing board signatures obtained through a program such as DocuSign or Echosign. Required elements and safeguards are as follows:

- The preparer of the application is responsible for obtaining board signatures that comply with the requirement in Section 29-1-604 (3), C.R.S., that states the application shall be personally reviewed, approved, and signed by a majority of the members of the governing body.
- The application must be accompanied by the signature history document created by the electronic signature software. The signature history document must show when the document was created and when the document was emailed to the various parties, and include the dates the individual board members signed the document. The signature history must also show the individuals' email addresses and IP address.
- Office of the State Auditor staff will not coordinate obtaining signatures.

The application for exemption from audit form created by our office includes a section for governing body approval. Local governing boards note their approval and submit the application through one of the following three methods:

- 1) Submit the application in hard copy via the US Mail including original signatures.
- 2) Submit the application electronically via email and either,
 - a. Include a copy of an adopted resolution that documents formal approval by the Board, or
 - b. Include electronic signatures obtained through a software program such as DocuSign or Echosign in accordance with the requirements noted above.

Below is the certification and approval of the governing body. By signing, each individual member is certifying they are a duly elected or appointed officer of the local government. Governing members may be verified. Also by signing, the individual member certifies that this Application for Exemption from Audit has been prepared consistent with Section 29-1-604, C.R.S., which states that a governmental agency with revenue and expenditures of \$750,000 or less must have an application prepared by an independent accountant with knowledge of governmental accounting; completed to the best of their knowledge and is accurate and true. Use additional pages if needed.

Print the names of ALL members of the governing body below.

A MAJORITY of the members of the governing body must complete and sign in the column below.

1	Full Name	I, _____, attest that I am a duly elected or appointed board member, and that I have personally reviewed and approve this application for exemption from audit. Signed _____ Date: _____ My term Expires: _____
2	Full Name	I, _____, attest that I am a duly elected or appointed board member, and that I have personally reviewed and approve this application for exemption from audit. Signed _____ Date: _____ My term Expires: _____
3	Full Name	I, _____, attest that I am a duly elected or appointed board member, and that I have personally reviewed and approve this application for exemption from audit. Signed _____ Date: _____ My term Expires: _____
4	Full Name	I, _____, attest that I am a duly elected or appointed board member, and that I have personally reviewed and approve this application for exemption from audit. Signed _____ Date: _____ My term Expires: _____
5	Full Name	I, _____, attest that I am a duly elected or appointed board member, and that I have personally reviewed and approve this application for exemption from audit. Signed _____ Date: _____ My term Expires: _____
6	Full Name	I, _____, attest that I am a duly elected or appointed board member, and that I have personally reviewed and approve this application for exemption from audit. Signed _____ Date: _____ My term Expires: _____
7	Full Name	I, _____, attest that I am a duly elected or appointed board member, and that I have personally reviewed and approve this application for exemption from audit. Signed _____ Date: _____ My term Expires: _____

ORDINANCE FOR EXEMPTION FROM AUDIT

(Pursuant to Section 29-1-604, C.R.S.)

AN ORDINANCE APPROVING AN EXEMPTION FROM AUDIT FOR FISCAL YEAR 2020 FOR THE TOWN OF WILEY, STATE OF COLORADO.

WHEREAS, the Town Council of Town of Wiley wishes to claim exemption from the audit requirements of Section 29-1-603, C.R.S.; and

WHEREAS, Section 29-1-604, C.R.S. states that any local government where neither revenues nor expenditures exceed seven hundred fifty thousand dollars may, with the approval of the state auditor, be exempt from the provisions of Section 29-1-603, C.R.S.; and

WHEREAS, neither revenues nor expenditures for Town of Wiley exceeded \$750,000 for fiscal year 2020; and

WHEREAS, an application for exemption from audit for Town of Wiley has been prepared by Amanda L. Brown, CPA, an independent accountant with knowledge of governmental accounting; and

WHEREAS, said application for exemption from audit has been completed in accordance with regulations issued by the state auditor.

NOW THEREFORE, be it ordained by the Town Council of Town of Wiley that the application for exemption from audit for Town of Wiley for the fiscal year ended December 31, 2020, has been personally reviewed and is hereby approved by a majority of the Town Council of Town of Wiley; that those members of the Town Council have signified their approval by signing below; and that this ordinance shall be attached to, and shall become a part of the application for exemption from audit of Town of Wiley for the fiscal year ended December 31, 2020.

ADOPTED THIS 8 day of March A.D. 2021.



Mayor

ATTEST:


Clerk







<u>Members of Governing Board</u>	<u>Date Term Expires</u>	<u>Signature</u>
Prudy Osborn	2024	
Sandy Coen	2022	
Julie Esgar	2022	
JW Wilks	2022	
Larry Coen	2024	
Dale Stewart	2024	

EXHIBIT B

**ENERGY/MINERAL IMPACT ASSISTANCE
LOAN TABLE**

Project No. #4085 Title: Town of Wiley Emergency Well - Loan
 Loan Amount: \$142,000.00
 Interest Rate: 5%
 Term: 20 First Year Due Date: September 1, 2002

Year	Month	Principal	Interest	Total Payment	Balance
					\$142,000.00
9-1-02	1	\$11,394.45	\$4,294.45	\$7,100.00	\$137,705.55
02	2	\$11,394.45	\$4,509.17	\$6,885.28	\$133,196.38
04	3	\$11,394.45	\$4,734.63	\$6,659.82	\$128,461.75
05	4	\$11,394.45	\$4,971.36	\$6,423.09	\$123,490.39
06	5	\$11,394.45	\$5,219.93	\$6,174.52	\$118,270.47
07	6	\$11,394.45	\$5,480.92	\$5,913.52	\$112,789.54
08	7	\$11,394.45	\$5,754.97	\$5,639.48	\$107,034.57
09	8	\$11,394.45	\$6,042.72	\$5,351.73	\$100,991.85
2010	9	\$11,394.45	\$6,344.85	\$5,049.59	\$94,647.00
2011	10	\$11,394.45	\$6,662.10	\$4,732.35	\$87,984.90
2012	11	\$11,394.45	\$6,995.20	\$4,399.25	\$80,989.70
2013	12	\$11,394.45	\$7,344.96	\$4,049.49	\$73,644.74
2014	13	\$11,394.45	\$7,712.21	\$3,682.24	\$65,932.53
2015	14	\$11,394.45	\$8,097.82	\$3,296.63	\$57,834.71
2016	15	\$11,394.45	\$8,502.71	\$2,891.74	\$49,331.99
2017	16	\$11,394.45	\$8,927.85	\$2,466.60	\$40,404.15
2018	17	\$11,394.45	\$9,374.24	\$2,020.21	\$31,029.91
2019	18	\$11,394.45	\$9,842.95	\$1,551.50	\$21,186.95
2020	19	\$11,394.45	\$10,335.10	\$1,059.35	\$10,851.85
2021	20	\$11,394.45	\$10,851.85	\$542.59	\$0.00

✓
BL
BL
BL

426 54 31

TOWN OF WILEY - USDA RD NOTE PAYABLE

Compound Period : Semiannual

Nominal Annual Rate : 4.125 %

AMORTIZATION SCHEDULE - Normal Amortization

Date	Loan	Payment	Interest	Principal	Balance
2011 Totals	368,382.14	0.00	0.00	0.00	368,382.14
2012 Totals	0.00	20,512.00	15,140.94	5,371.06	363,011.08
2013 Totals	0.00	20,512.00	14,917.09	5,594.91	357,416.17
2014 Totals	0.00	20,512.00	14,683.93	5,828.07	351,588.10
2015 Totals	0.00	20,512.00	14,441.04	6,070.96	345,517.14
2016 Totals	0.00	20,512.00	14,188.03	6,323.97	339,193.17
2017 Totals	0.00	20,512.00	13,924.48	6,587.52	332,605.65
2018 Totals	0.00	20,512.00	13,649.94	6,862.06	325,743.59
2019 Totals	0.00	20,512.00	13,363.96	7,148.04	318,595.55
2020 Totals	0.00	20,512.00	13,066.06	7,445.94	311,149.61
2021 Totals	0.00	20,512.00	12,755.75	7,756.25	303,393.36
2022 Totals	0.00	20,512.00	12,432.51	8,079.49	295,313.87
2023 Totals	0.00	20,512.00	12,095.79	8,416.21	286,897.66
2024 Totals	0.00	20,512.00	11,745.04	8,766.96	278,130.70
2025 Totals	0.00	20,512.00	11,379.68	9,132.32	268,998.38
2026 Totals	0.00	20,512.00	10,999.08	9,512.92	259,485.46
2027 Totals	0.00	20,512.00	10,602.63	9,909.37	249,576.09
2028 Totals	0.00	20,512.00	10,189.65	10,322.35	239,253.74
2029 Totals	0.00	20,512.00	9,759.46	10,752.54	228,501.20
2030 Totals	0.00	20,512.00	9,311.35	11,200.65	217,300.55
2031 Totals	0.00	20,512.00	8,844.55	11,667.45	205,633.10

TOWN OF WILEY - USDA RD NOTE PAYABLE

Date	Loan	Payment	Interest	Principal	Balance
2032 Totals	0.00	20,512.00	8,358.31	12,153.69	193,479.41
2033 Totals	0.00	20,512.00	7,851.80	12,660.20	180,819.21
2034 Totals	0.00	20,512.00	7,324.19	13,187.81	167,631.40
2035 Totals	0.00	20,512.00	6,774.58	13,737.42	153,893.98
2036 Totals	0.00	20,512.00	6,202.06	14,309.94	139,584.04
2037 Totals	0.00	20,512.00	5,605.69	14,906.31	124,677.73
2038 Totals	0.00	20,512.00	4,984.46	15,527.54	109,150.19
2039 Totals	0.00	20,512.00	4,337.34	16,174.66	92,975.53
2040 Totals	0.00	20,512.00	3,663.26	16,848.74	76,126.79
2041 Totals	0.00	20,512.00	2,961.09	17,550.91	58,575.88
2042 Totals	0.00	20,512.00	2,229.65	18,282.35	40,293.53
2043 Totals	0.00	20,512.00	1,467.71	19,044.29	21,249.24
2044 Totals	0.00	20,512.00	674.04	19,837.96	1,411.28
2045 Totals	0.00	1,440.39	29.11	1,411.28	0.00
Grand Totals	368,382.14	678,336.39	309,954.25	368,382.14	